



**intersec**

17 - 19 January 2023  
Dubai, UAE

**Integrated Tech for  
Global Security:  
Protection, Disruption,  
Sustainability**



# Exhibitor Event Networking Guide

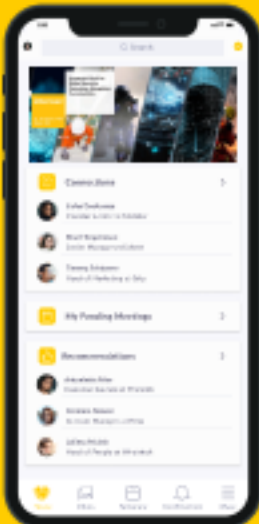


# Download the Mobile App

To get the most out of the Networking platform, you can download the Event Mobile app, available in the AppStore and Playstore.

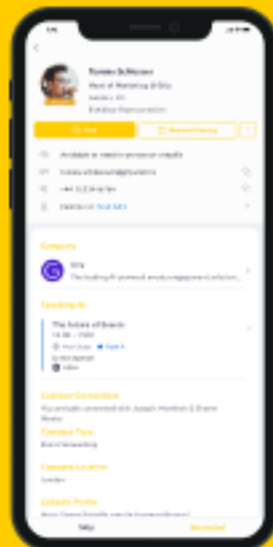
Follow the link from your welcome email on your mobile to download the app, and follow the login steps

The leading AI-powered event app



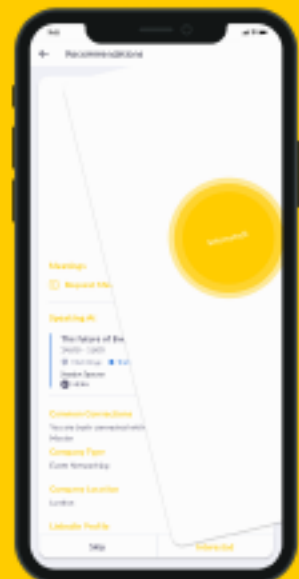
Discover other attendees by using the AI powered recommendations

Tailored recommendations based on personal preferences



Start Networking by showing interest and requesting meetings!

Meaningful connections aligned with your professional goals



## PRO TIP

To get the best recommendations of people to meet and increase the chances that people accept your meetings one element is absolutely crucial: **complete your profile!**

Download the app early, ahead of the The Event, you'll receive higher quality recommendations and you can start to plan out your event early.

# Accessing your Account

All you need to access your account is for your email address to be registered with the Event besides that, just follow the steps below.

## Enter your Email

This needs to be the email that you registered with for The Event. If your email is not registered, contact the organiser or [support@grip.events](mailto:support@grip.events)



Enter the email address you provided when you registered for the event

E-mail

Continue



Enter the Badge ID you received in your welcome email when you registered for the event.

Badge / Registration ID

Claim Account



[Request a reminder](#)

## Enter your Badge / Registration ID

As part of registering for The Event, you'll have received a unique Registration or Badge ID enter it to claim your account.

Requesting a Reminder will send you an email with your ID ([check your spam folder](#))!



Please create a password for your account and use this password the next time you log in.

Password

Login



## Create a Password

You'll use this password moving forward to access your account on the app. You can always reset it in case you forget it.

# Teams (Exhibitor & Sponsor Portal)

Teams is a critical element of the platform for exhibitors and sponsors. This page explains how to access it and some of its key features. You'll need to login to the web platform to create your Team.

## Powerful functionality for your Company

HOME

Meetings ●

Inbound Leads ●

Company Chat ●

Contacts

ADMIN

Company Profile ●

Account

Export

All the meetings for you and your team members in a single overview

Request meetings with all people that have viewed or expressed an interest in your company.

Enable attendees to start a direct conversation with your company on the platform.

Update your company profile to make sure it looks as great as it can be, add images a description and event specific metadata to make it appear across the platform as frequently as possible.

Your inbound leads are a great place to start, and continue checking before and during the event. At anytime you can see if an attendee views your company or any team members profile! You can add lead notes from the mobile app and view on the web platform post event.

HOME

Meetings

Inbound Leads

Company Chat

Contacts

SETTINGS

Team Members

Company Profile

Export

Google

All

We do search

Edit Profile

Inbound Leads

The Inbound Leads section features profile of people that have shown interest, connected or interacted with you, your team members and/or company profile. The section is dynamic, as the profiles will remain on the list until you take action on them by requesting a meeting, showing interest or skipping the profile.

0 To Review

1 Reviewed

1 Total Leads

Well Done!

You've reviewed all your inbound leads. These profiles will become team contacts when they have a meeting or connection with any of the team members.

View Contacts

# Company Profiles

Grip's exhibitor profile is versatile and filled with powerful functionality and multimedia to drive maximum engagement for exhibitors.

Embedded Youtube Video

Specify the product categories you provide

Direct Links to the Exhibitor's Website

Unlimited number of Exhibitor Representatives

Overview of the Sessions the Company is speaking at

Overview of the Sessions the Company is Sponsoring

Extensive Product Catalogue

Nokia

Subsidiary • Booth 60222

Providing multi-channel telepresence solutions for the network technology.

Interested

Chat

Message

Details

Nokia

Nokia is a leading provider of technology all over the world. Nokia is a leading provider of technology all over the world. Nokia is a leading provider of technology all over the world. Nokia is a leading provider of technology all over the world. Nokia is a leading provider of technology all over the world.

Company type

Information Technology

Product categories provided

Software, Hardware, Anywhere

Company type

Information Technology

Website

<https://hondagrip.grip.events/tech/virtual>

See More

Exhibitor Representatives

Maria Martin

Head of Business Operations at Grip

Chat

Maria Martin

Grip - Head of Business Operations

Interested

Chat

Maria Martin

Grip - Head of Business Operations

Interested

Chat

See 7 More

Speaking at

The Future of Artificial Intelligence

Main Hall • Artificial Intelligence

Eric Musk

Founder & CEO of Tesla

Bon Musk

Founder & CEO of Tesla

Join the virtual speed networking hour to have 5 meetings of 30 minutes with relevant people ahead of Money 2020 Americas. A new and innovative way to start networking with fellow participants ahead of time and pre-qualify whether its worth having a longer meeting during the event in Las Vegas in October.

Sponsoring

The Future of Artificial Intelligence

Main Hall • Artificial Intelligence

Eric Musk

Founder & CEO of Tesla

Bon Musk

Founder & CEO of Tesla


Join the virtual speed networking hour to have 5 meetings of 30 minutes with relevant people ahead of Money 2020 Americas. A new and innovative way to start networking with fellow participants ahead of time and pre-qualify whether its worth having a longer meeting during the event in Las Vegas in October.

Products


intersec  
11 - 19 Jan 2020  
Baku, AZ


# Product Profiles

Grip's exhibitor profile is versatile and filled with powerful functionality and mutlimedia to drive maximum engagement for exhibitors.



**Nokia**  
Exhibitor • Booth B3423  
Finnish multinational telecommunications, information technology

 Interested

 Skip

Specify the product categories you provide

Direct links to your company website

Unlimited number of Exhibitor Representatives

**Details**

**Summary**  
Nokia is a leading provider of technology all over the world. Nokia is a leading provider of technology all over the world. Nokia is a leading provider of technology all over the world. Nokia is a leading provider of technology all over the world. Nokia is a leading provider of technology all over the world.

**Company Type**  
Information Technology


**Product Category Provided**  
Software, Hardware, Anywhere

**Company Type**  
Information Technology


**Website**  
<https://landingpage.grip.events/bestvirtual>


See More ▾

**Exhibitor Representatives**





**Maria Martin**  
Head of Business Operations at Grip


 Chat




**Maria Martin**  
Grip - Head of Business Operations


 Interested

 Skip



**Maria Martin**  
Grip - Head of Business Operations

 Interested

 Skip

See 7 More ▾

# Networking

Connections and Meetings are a core element of a successful event experience. We've made this as easy as possible distilling it down to just 4 simple steps to get a calendar full of meetings:

## Request

Get recommendations, search and scroll through lists to request meetings for a time and date that works for you.

## Accept

Receive incoming meeting requests via notifications or in your email and accept them to have them synced to your personal calendar.

## Meet

Check the location on the mobile and turn up to your meeting! Running late? Just send your meeting partner a quick chat message via the App.

## Rate

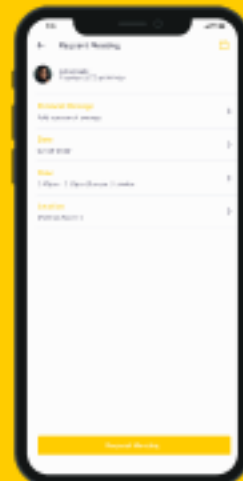
Give anonymous feedback on your meeting with "Good", "Bad" or "Didn't Happen" and give a reason for your rating to qualify your post-event follow-ups.

### PRO TIP

Request your meetings in advance, and include a message with your request. A quick introduction will increase your chances of the meeting being accepted.

You can review your schedule at anytime, going to "my schedule".

Set-up quality face-to-face meetings during events



Have the entire event schedule at your finger tips

